



Visibility charts from European Southern Observatory, La Silla

1 Epochs

- CHART 1: 2018-07-23

2 Cuts applied to the selection

Quantity	Condition	Description	Units
Alt	> 30	Maximum altitude	deg
\widehat{SEO}	> 30	Solar elongation	deg
\widehat{MEO}	> 5	Lunar elongation	deg
m_V	n.a.	Apparent magnitude	mag
α	n.a.	Phase angle	deg
ϕ	n.a.	Apparent diameter	arcsec
\mathcal{D}	> 0	Minimum duration of visibility	min
Visibility computed between civil twilights.			

3 Meaning of displayed quantities

Quantity	Description	Units
Target	Target designation	–
m_V	Apparent magnitude	mag
ϕ	Apparent diameter	arcsec
\mathcal{D}	Duration of visibility window	h:m
Alt	Altitude	deg
Az.	Azimuth	deg
RA	Right Ascension	h:m:s
DEC	Declination	d:m:s
Rate	Apparent non-sidereal motion	arcsec/h
λ_G	Galactic longitude	deg
β_G	Galactic latitude	deg
r	Range to observer	au
Δ	Heliocentric distance	au
α	Solar phase angle	deg
$\widehat{\text{SEO}}$	Solar elongation	deg
$\widehat{\text{MEO}}$	Moon elongation	deg

For each target, the values are reported at the time of the highest altitude.

Credits

ViSiON (**V**isibility **S**ervice for **O**bserving **N**ights) has been developed by Benoît Carry and Jérôme Berthier at IMCCE.

If ViSiON was helpful for your research, please add the following in your acknowledgments: “This publication makes use of the Virtual Observatory Web service ViSiON, developed by IMCCE and OCA.”

To contact us, please email vo.imcce@obspm.fr

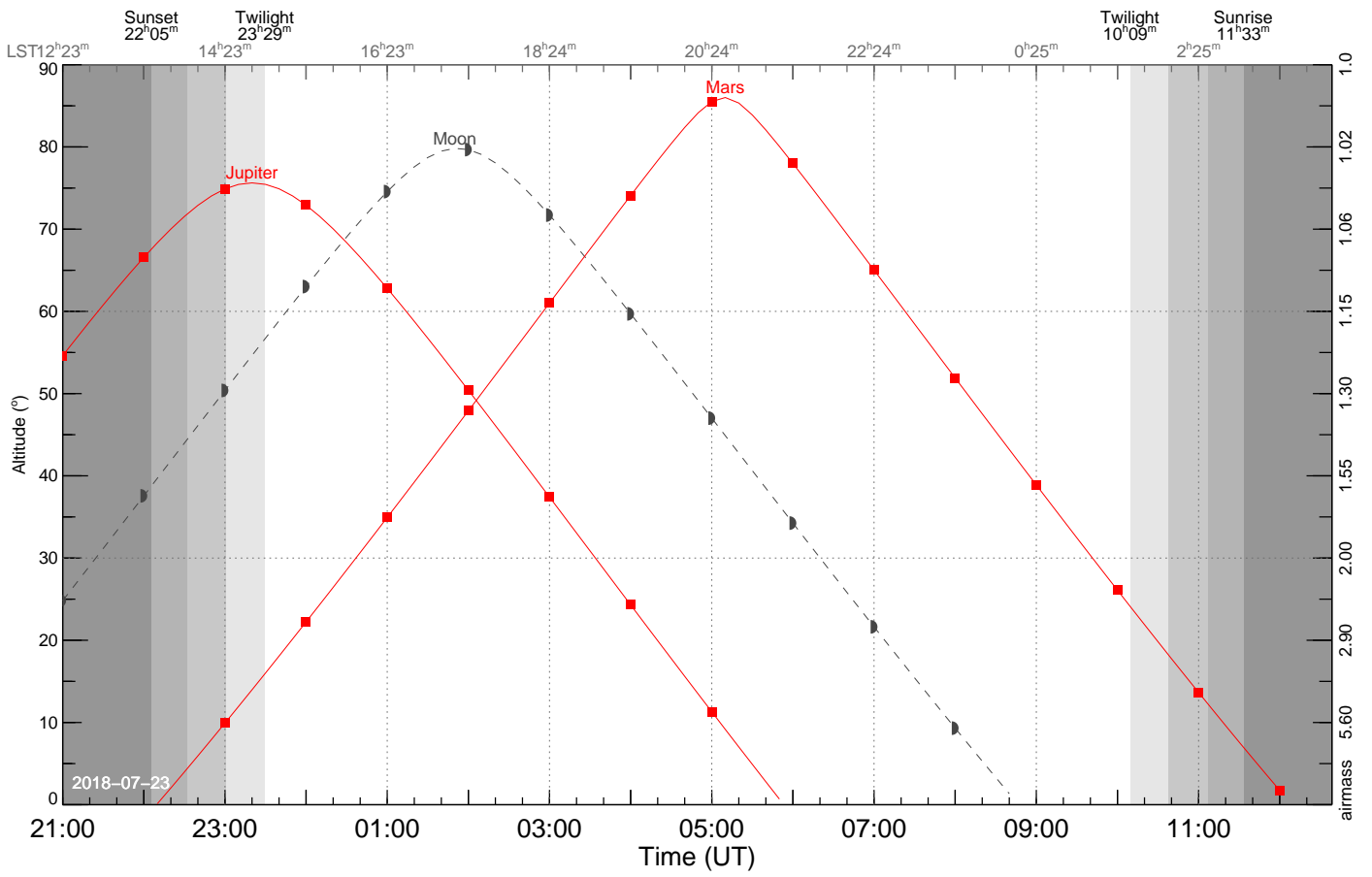
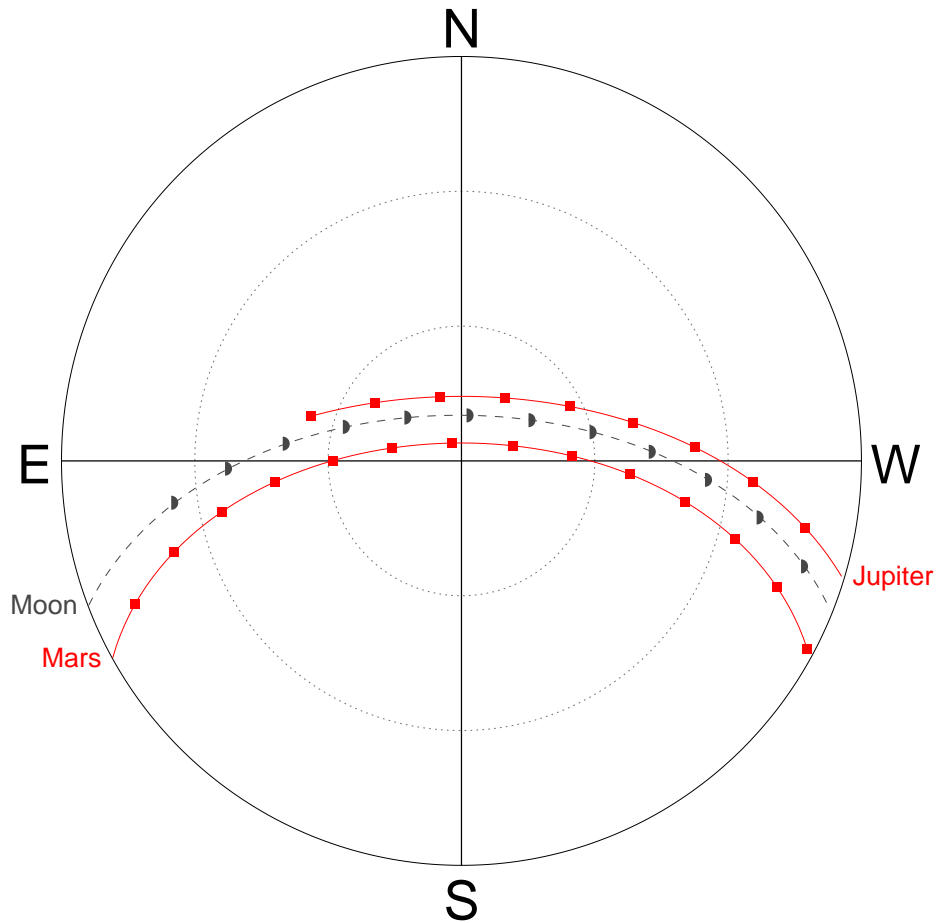


Figure 1: Airmass charts for epoch 2018-07-23






Target	m_V	ϕ	\mathcal{D}	Alt	Az.	RA	DEC	Rate	λ_G	β_G	r	Δ	α	\widehat{SEO}	\widehat{MEO}	Links
Moon	-11.21	1807	$12^h 30^m$	79	2	$17^h 16^m 52^s$	$-19^\circ 05' 42''$	1081	365	10	0.003	1.018	41.2	138.7	0.0	iAce - 
Jupiter	-2.16	37.95	$5^h 00^m$	75	0	$14^h 44^m 50^s$	$-14^\circ 53' 17''$	5	340	39	5.08	5.39	10.6	102.6	35.8	iAce - 
Mars	-2.75	24.06	$9^h 10^m$	86	357	$20^h 34^m 54^s$	$-25^\circ 16' 25''$	45	379	-33	0.39	1.40	5.3	172.6	45.0	iAce - 

Table 1: Ephemerides summary for epoch 2018-07-23, values are reported at the time of the highest altitude.